



**ACCENDO**  
LIGHTING

## Hazardous Environment "Multi-Purpose" LED Flood Light

### Typical Applications:

Petroleum production, refineries, storage, and transportation facilities. Utility power generation plants and sub-stations. Mining operations and processing. Off shore oil platforms. Food processing and distilling. Paint and chemical production/storage. Wastewater treatment plants. Aerospace and military facilities (hazardous locations). Flour/grain and other fine dust particulate processes.

Project Name:	Type:
Location:	
Model Number:	
Approved By:	Date:
Notes:	



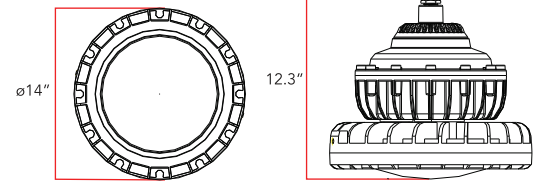
### FEATURES:

- Die Cast "copper free" aluminum housing
- IK rated for vibration applications
- 140 LPW CREE LED Chips >70CRI
- Suitable for wall or ceiling mount installations. See "Options" for all available mounting configurations and accessories.
- Up to 60% reduced energy consumption over traditional HID and fluorescent sources.
- Ambient operating temperatures -40-60°C
- L70 >150,000 Hours
- Standard 5 Year Manufacturer's Warranty

### LISTINGS:

- Class I, Division 1, Groups C,D
- Class I, Division 2, Groups A,B,C,D
- Class II, Division 1, Groups E,F,G
- Class II, Division 2, Groups E,F,G
- Class III
- UL 1598 Wet location
- UL 1589A Marine Outside Type
- UL844
- CSA C22.2 No. 137/No. 250.0
- NEMA 4X
- IP66
- IECEx
- ATEX

### Dimensions:



### Ordering Information:

Ordering Example: AL-LED-EXP-040-E-40-Z40-PM-DR

Series	Wattage/Lumens	Housing	Kelvin/CCT	Beam Angle	Mounting	Options
AL-LED-EXP	040 - 5600lms 060 - 8400lms 080 - 11200lms 100 - 14000lms 150 - 21000lms	E	40 - 4000K 50 - 5000K 57 - 5700K	Z40 - 40° Z60 - 60° Z90 - 90° Z120 - 120° Z140 - 140°	PM - Pole Mount APM - 25° Pole Mount CB - Ceiling Bracket P - Pendant Pole APM - 12° Pendant Pole WB - Wall Bracket TR - Trunion Bracket	DR - Dome Reflector AR - Angle Reflector WG - Wire Guard GD - Glass Diffuser


### Performance Data

Wattage	Lumens	LPW	CRI
40	5600	140	70
60	8400	140	70
80	11200	140	70
100	14000	140	70
120	16800	140	70
150	21000	140	70

Powered By




### Distributions/Optics

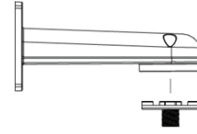


Consult factory for current IES photometric files

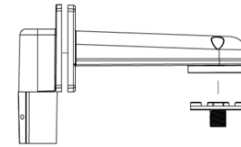
Spherical Glass Diffuser  
(Suffix GD)



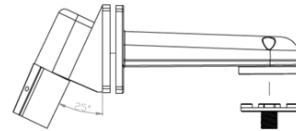
### Mounting Accessories/Options



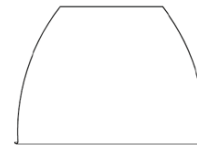
Wall Bracket (Suffix-WB)



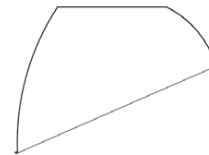
Pole Mount (Suffix-PM)



Angle Pole Mount (Suffix-APM)



Dome Reflector (Suffix-DR)



Angle Dome Reflector (Suffix-ADR)

Ceiling Bracket

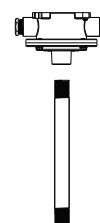


Trunion Bracket

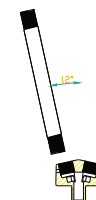


Ex-Box

+  
Pendant Mount (Suffix P)



AnglePendant Mount (Suffix AP)



**Note: Consult factory for complete list of mounting accessories.**