



ACCENDO
LIGHTING



General Description:

The LED XLS series HB is a new high efficiency luminaire designed to replace existing HID and fluorescent technologies in a cost effective and customizable feature set. Multiple lens and optics choices allows the XLS series to be utilized in a variety of spaces including manufacturing plants, warehouses, sports facilities, and retail spaces. Also available is a wide array of controls to fit your lighting design needs. XLS series fixtures come with a 10-year standard warranty on all luminaire electronics and housing.

Features:

- Available in 3000K (neutral white) through 5000K (cool white) color temperatures
- Operating temperatures: -40°C to 50°C
- Aisle (AOS), open area (OOS), and programmable (FSP) sensor options available, factory installed.
- LED provides a significant energy savings over fluorescent and HID, and providing additional savings every month.

Construction:

- Body is .040" gauge aluminum pre-painted white standard. Pre-painted black aluminum option available.
- A lightweight aluminum low profile body (1.33"-1.57" high) allows excellent thermal management for rapid heat dissipation.
- Cord/Plug option available. (consult factory)

Mounting:

- Adjustable cable mount ready, with optional pendant mount available.

Electrical:

- Voltage: 120-277VAC input. Optional 480V.
- Driver: 24VDC Class 2, constant current, electronic power supply factory calibrated to LED modules.
- Dimming: 0-10V dimming is standard.
- LED modules are individually replaceable providing easy serviceability in the field.

Optics:

- Available specialized optics are designed to produce a tailored light distribution for optimal visibility in specific applications.
- Smooth clear polycarbonate or smooth frosted acrylic lenses available as accessories.

Ordering Information

Ordering Example: ALHBLEDD-144W-40K-DIM-SCP-EM-15PL-XLS

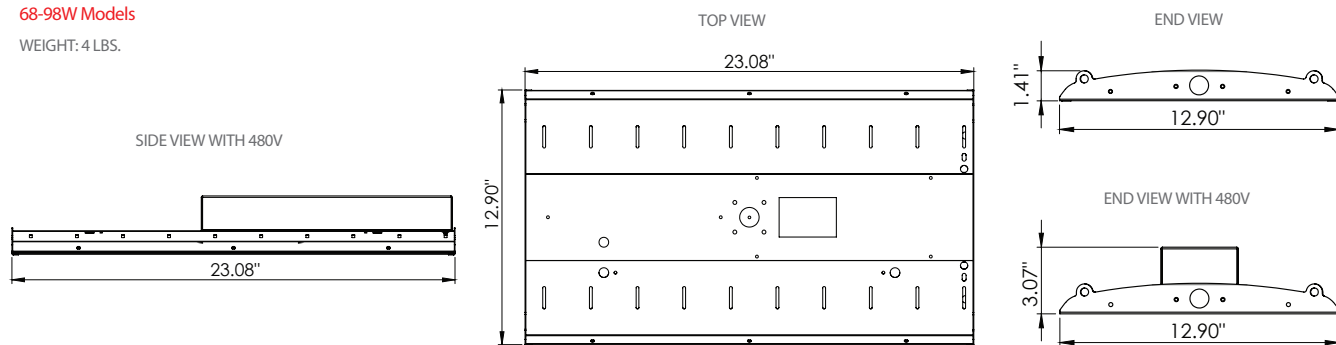
	Wattage/Lumens	CCT	Driver	LENS/OPTICS	Options	Series
ALHBLEDD	068W - (10245lms) 095W - (13389lms) 144W - (20045lms) 164W - (24969 lms) 196W - (27457 lms) 240W - (35151 lms) 291W - (42667 lms) 342W - (48040 lms) 396W - (55796 lms)	30K 35K 40K 50K	DIM - Dimmable 0-10V, Multi-Volt120-277V 48D - Dimmable, 347-480V	SCP - Smooth Clear Polycarbonate Lens SFA - Smooth Frosted Acrylic Lens 90 - 90° Optic 60 - 60° Optic A - Aisle Optic NOL - No Optics or Lens	EM - Emergency Battery Back-up AOS - Aisle Occupancy Sensor OOS - Open Area Occupancy Sensor FSP2 - Program Occupancy Sensor, 8'H/40'D FSP3 - Program Occupancy Sensor, 20'H/40'D FSP7 - Program Occupancy Sensor, 40'H/100'D VTE - Vapor Tight Enclosure PND - Pendant Mount WG - Wire Guard BK - Pre-painted black matte finish XX - 16/3 SOOW Black Cord, XX length in feet XXPL - 120V 15A Straight Blade Plug with 16/3 SOOW Black Cord, XX length in feet	XLS



Dimensions:

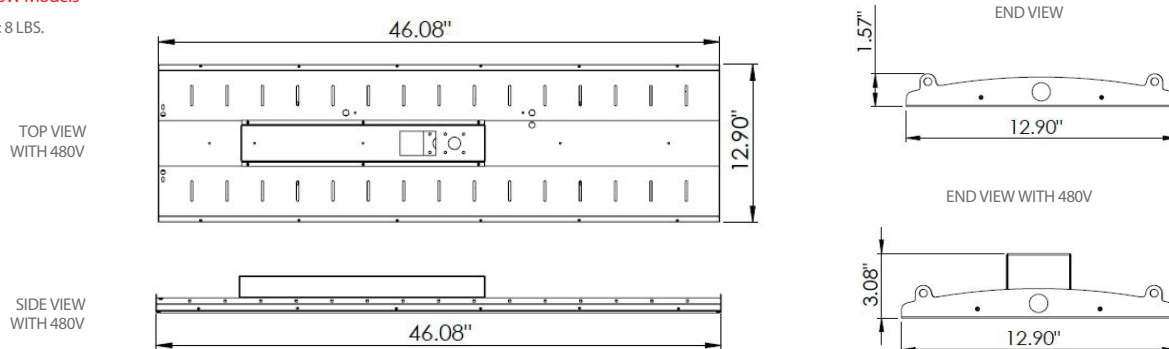
68-98W Models

WEIGHT: 4 LBS.



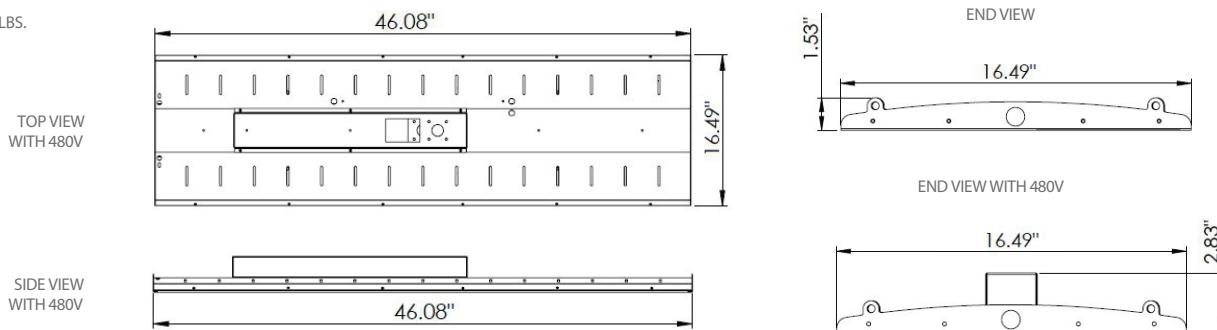
144-196W Models

WEIGHT: 8 LBS.



240-291W Models

WEIGHT: 12 LBS.



342-396W Models

WEIGHT: 16 LBS.

